


The Church Information System for Connecting and for Giving



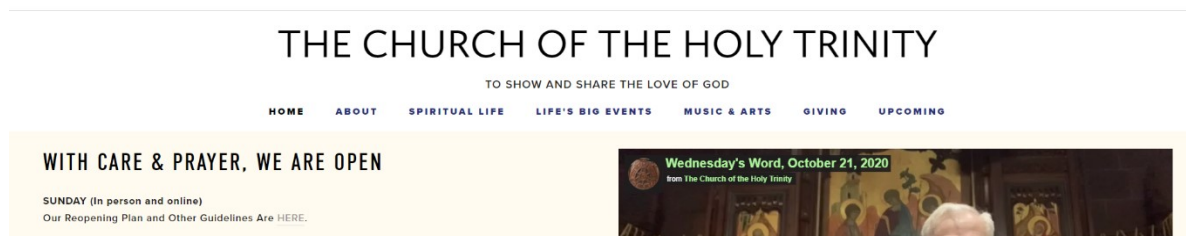
Realm is the name of the information system used by the Church of the Holy Trinity. If you create a profile, you can then update your own address and other information and search for contact information of other members (unless they have asked that it be private). From your account, you can also set up online giving and check and print your own financial statements.

To sign in or create an account

1) For a smartphone or tablet:
download the application **REALM CONNECT** from the App Store on your device and follow the instructions.



2) For a laptop or desk top computer: Go the church website, www.holytrinity-nyc.org



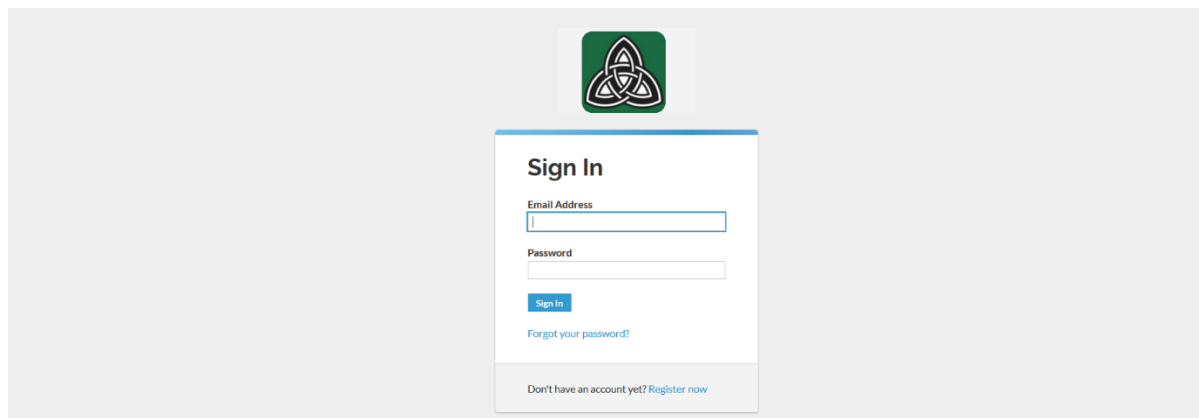
Scroll down the website page



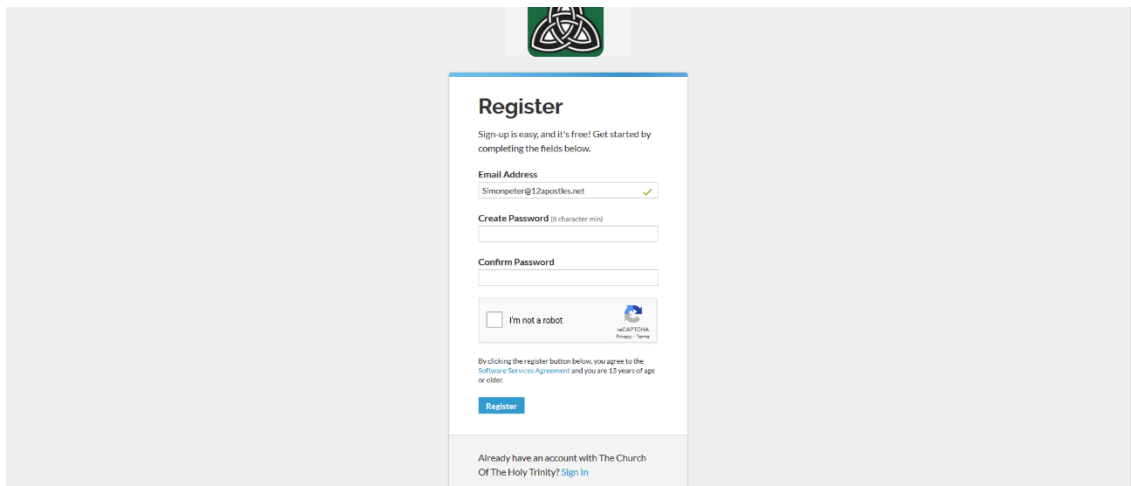
and click the green button MEMBERS LOGIN OR CREATE ACCOUNT on the lower part of the main page.



Once you click on, you'll be taken to

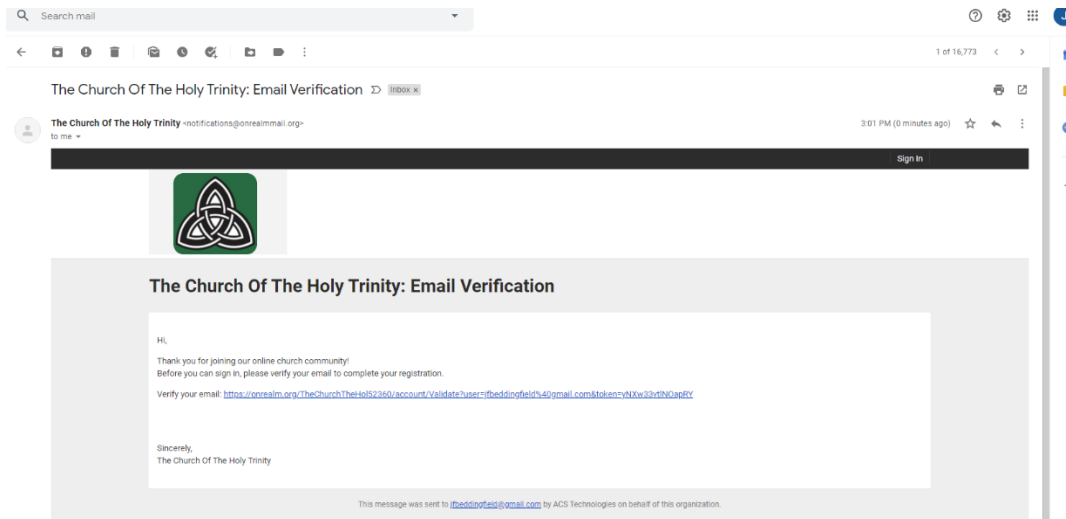


If you have an account, simply login. To create an account, click REGISTER NOW



Fill in the email address and create a password.

Then click the link to verify your email, and then you'll be taken into the Realm System.

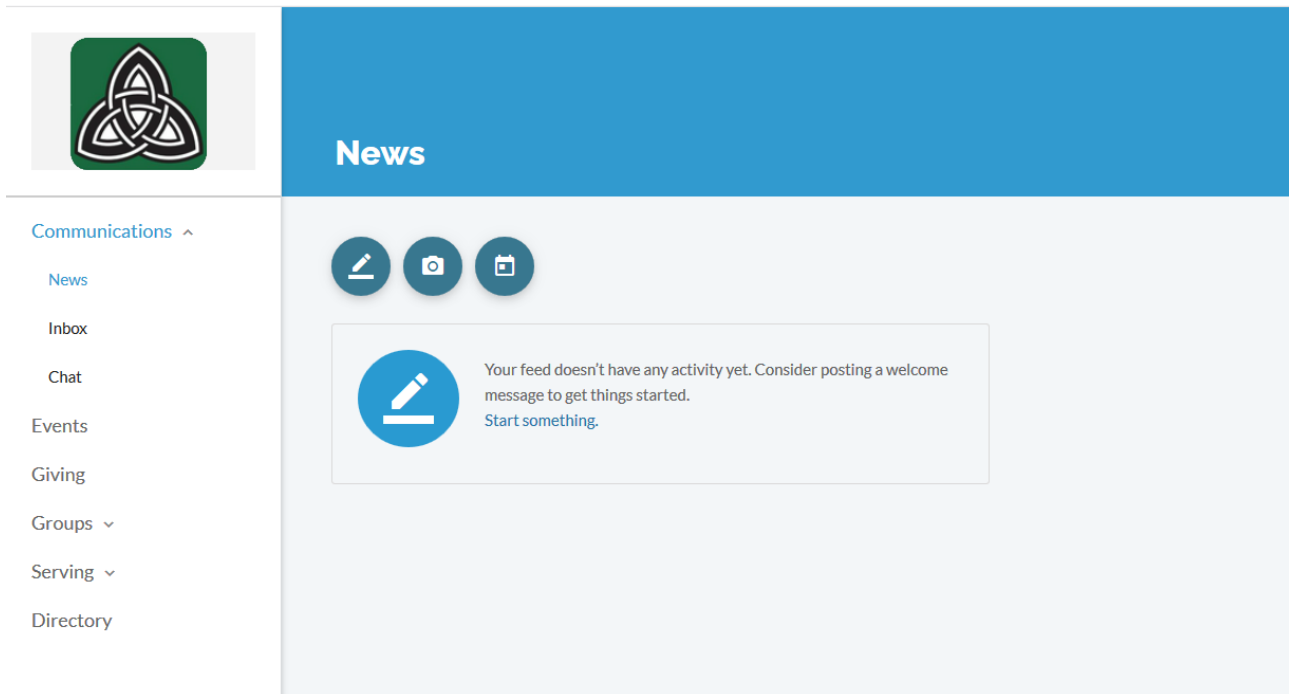


If you are new to the system, it may ask you something like this:

A screenshot of a registration form titled 'Please Tell Us About Yourself'. The form is set against a light gray background with a logo at the top center. The form text reads: 'We need a little more information from you before validating your account. Once we have verified your information with our records, we will send you a confirmation email.' The form fields are: 'Your Name' (with a dropdown menu showing 'Like this: Mr. James Aaron Jr. (Jim)'); 'Address' (with a dropdown menu); 'Birthday' (with a date picker showing 'mm/dd/yyyy' and a note 'Birth year is private'); and 'Preferred Phone' (with a placeholder '(555) 555-5555 ext. 555'). A blue 'Send Information' button is at the bottom of the form.

Once you fill in information and press SEND INFORMATION, you will be in.

Once inside Realm, you use the tabs at the left to add or change your contacts details, use GIVING to look at options for online given or setting up recurring gifts, or explore the other areas for involvement, communication, and connection.



If you get stuck or have problems--sometimes the church database already has a different email on record for a person, and the system can become confused-- simply call the church office and someone will help solve the problem.

The Church of the Holy Trinity 212-289-4100